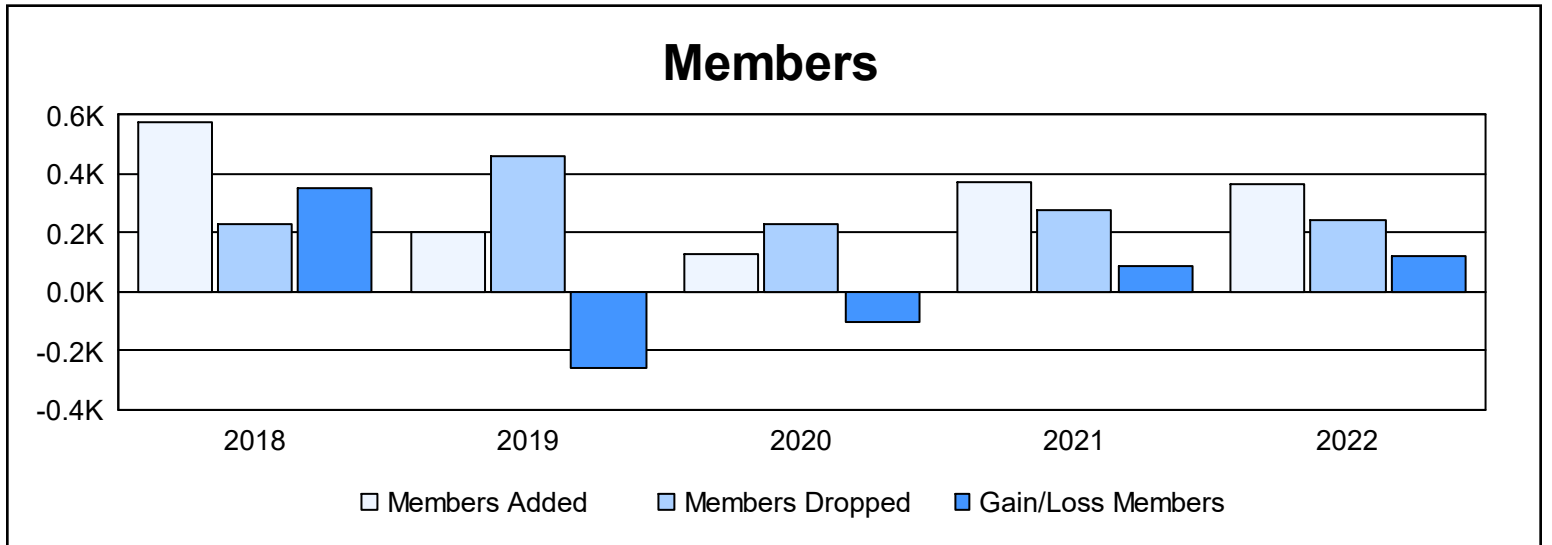
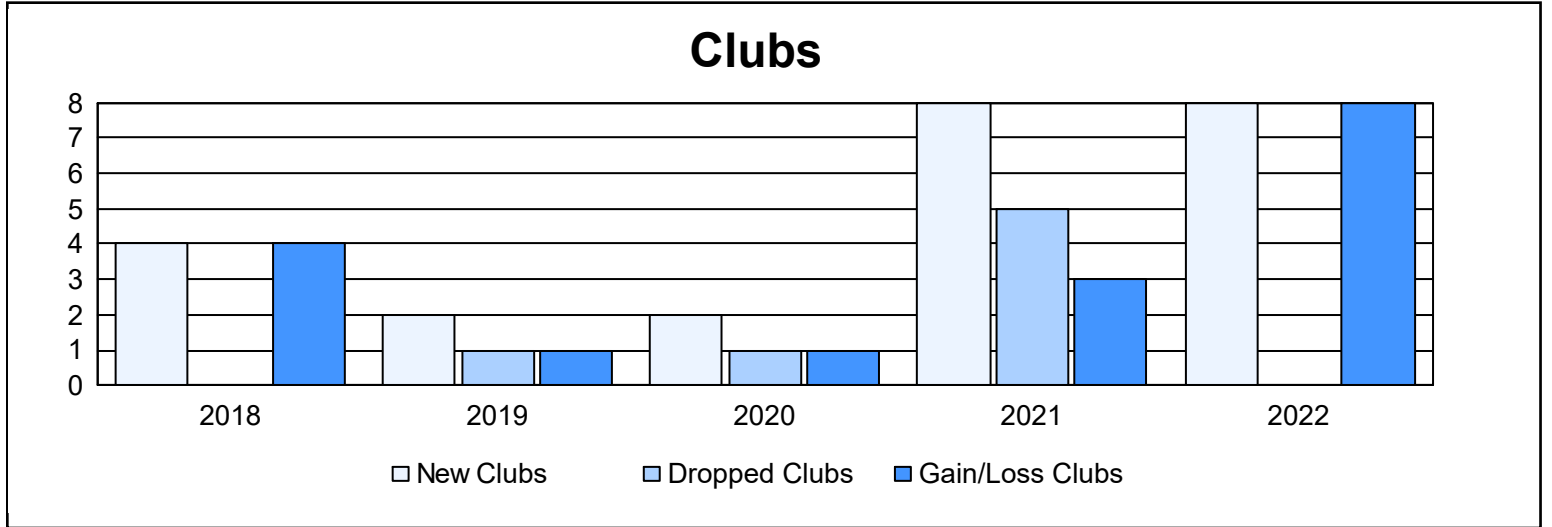
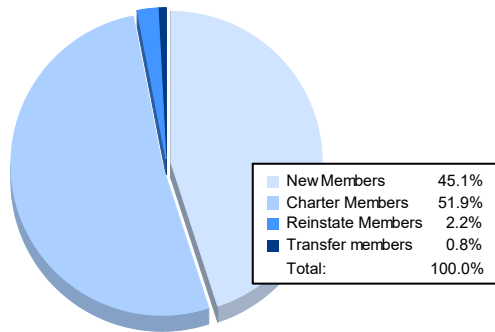


Year	New Clubs	Dropped Clubs	Gain/ Loss Clubs	New Members	Charter Members	Reinstate Members	Transfer Members	Total Member Added	Total Members Dropped	Gain/ Loss Members
2017-2018	4	0	4	457	100	6	16	579	230	349
2018-2019	2	1	1	109	58	27	6	200	462	-262
2019-2020	2	1	1	54	51	13	9	127	228	-101
2020-2021	8	5	3	149	200	7	13	369	280	89
2021-2022	8	0	8	164	189	8	3	364	243	121
<b>Average</b>	<b>5</b>	<b>1</b>	<b>3</b>	<b>187</b>	<b>120</b>	<b>12</b>	<b>9</b>	<b>328</b>	<b>289</b>	<b>39</b>



### Membership Composition June 2022 Cumulative



### Gender Composition June 2022 Cumulative

